

Statistical Report

Guelph-Wellington – 2019/20



**Project READ Literacy
Network
October 2020**

Program Statistical Information

2019/20

The Guelph-Wellington statistical report is a summation and analysis of all statistics from 4 funded literacy sites:

Community Based:

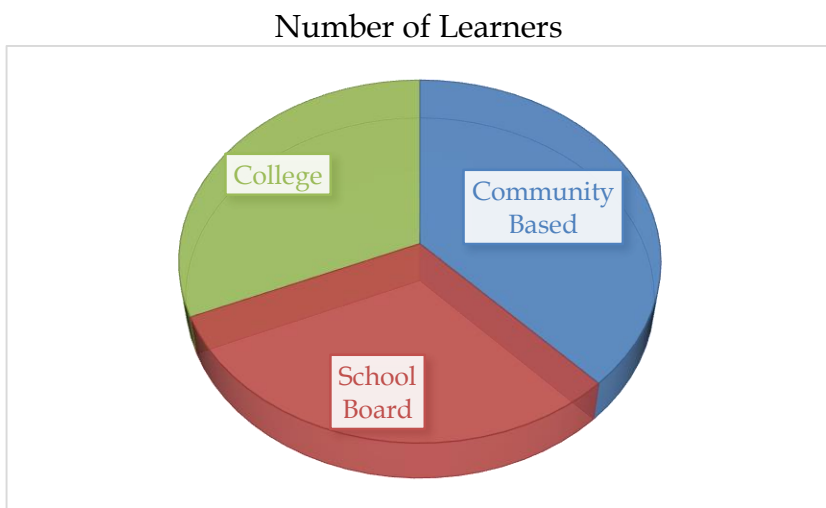
- Action Read Community Literacy Center of Guelph
- Wellington County Learning Centre

School Board:

- Skills Upgrading Program - Wellington Centre for Continuing Education

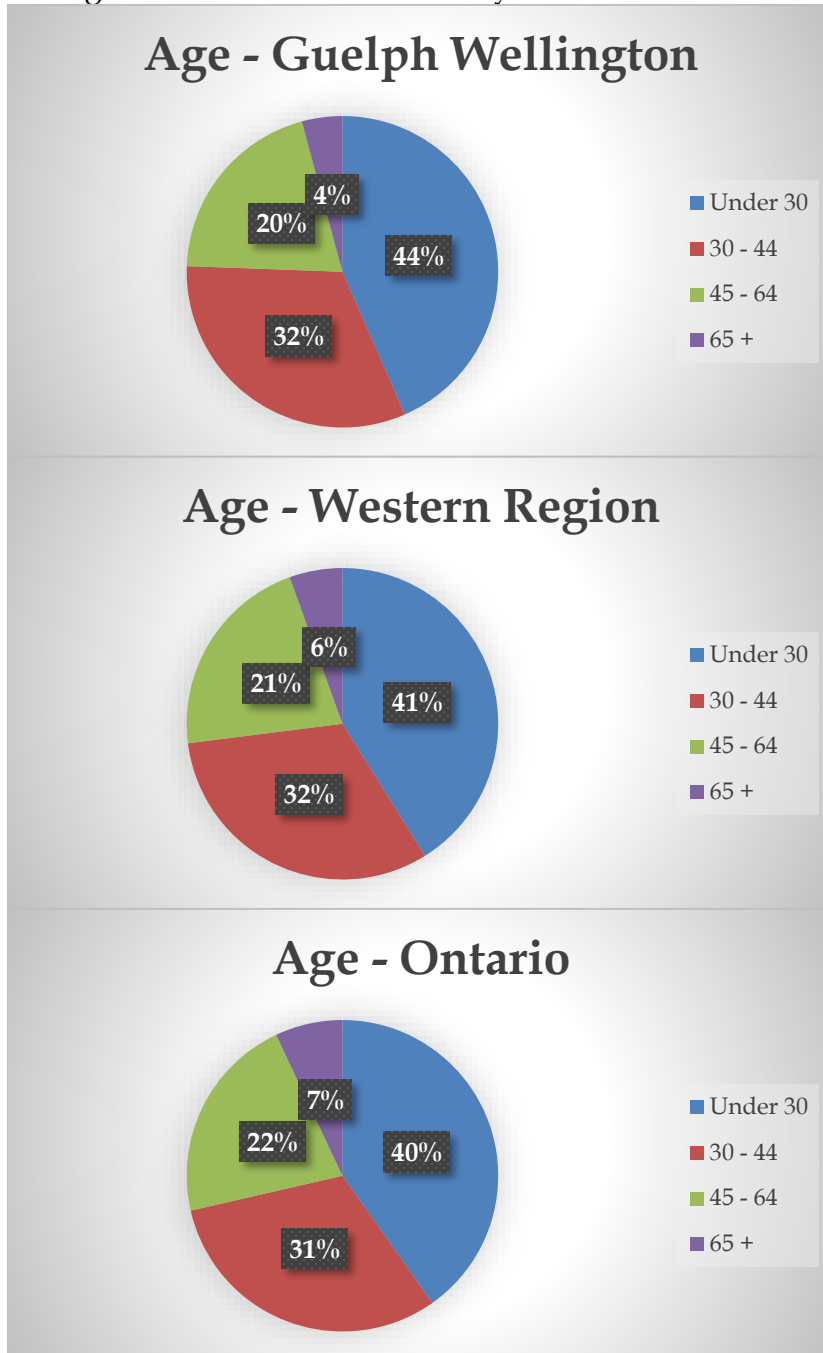
College:

- Conestoga College - Guelph



The majority of learners were female at 60.8% which is comparable to the Western Region and provincial makeup.

The age of learner is where we vary:

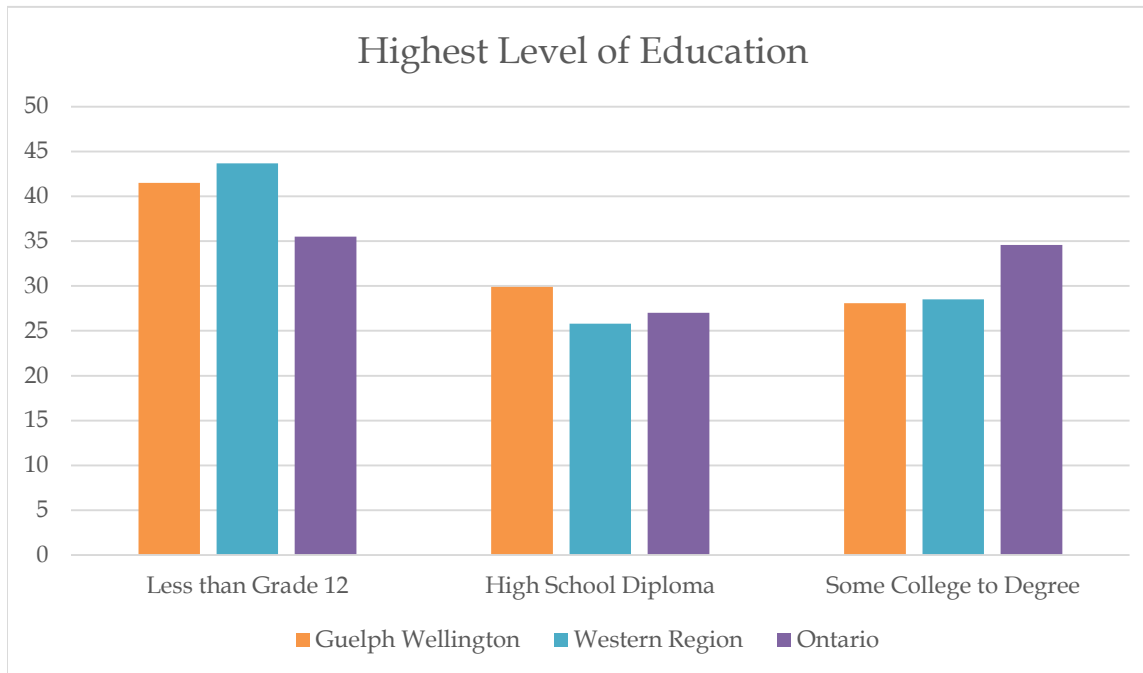


The majority of learners (43.4%) were under the age of 30. This is a trend that has continued for a while and is not surprising when we look at the Grade 10 literacy test results for Guelph-Wellington from EQAO over the past few years. This does lead us to recognize that more research on working with Millennials and Gen-Z will be necessary for LBS programs with the majority of practitioners not being in this age group.

Service Quality Core Measures of Learner Suitability are important for LBS programs to reach. These Core Measures include:

Education:

- Less than Grade 12



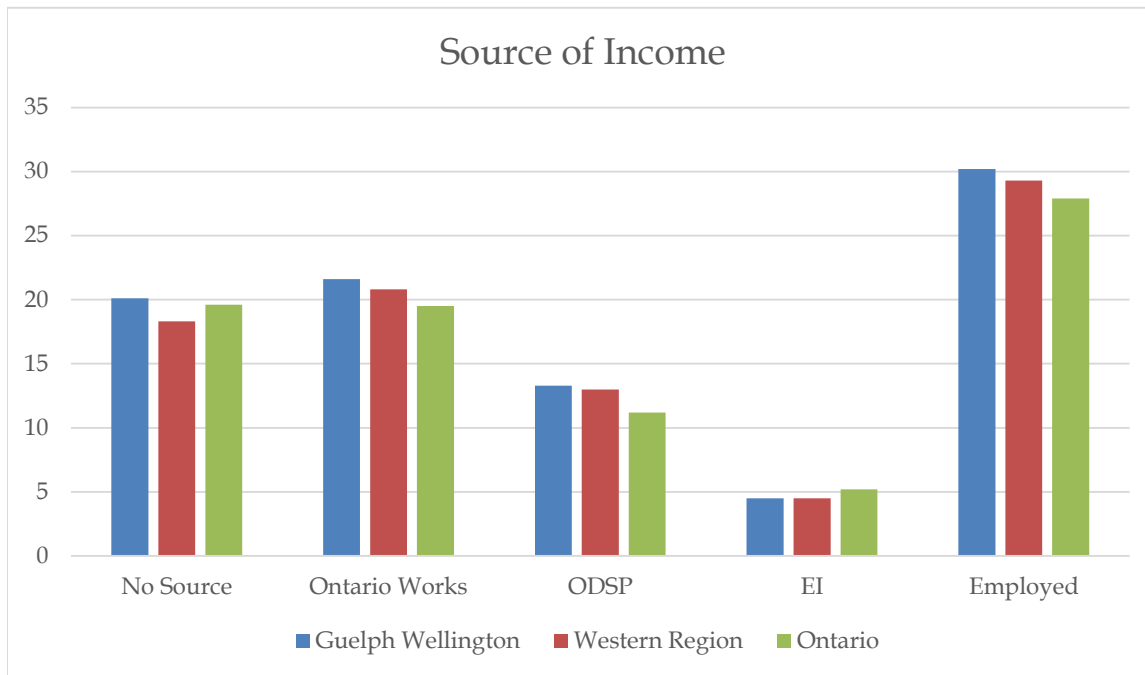
Guelph-Wellington providers have a higher number of learners with Less than Grade 12 (41.5%) than the province (35.5%). Guelph also had one of the lowest unemployment rates in the country before the pandemic, therefore the number of learners with more barriers like lack of a high school diploma seek upgrading, as employment is available with some increase in skills.

Guelph-Wellington has a higher percentage of high school graduates in their LBS programs. There are a number of potential reasons why but some plausible causes are:

- EQAO Grade 10 literacy results (in 2019 - 19% of students didn't meet the literacy standard)
- Students needing to increase their math skills for employment or further education and training
- Youth/adults out of education for more than a year needing to brush up on skills they lost (or potentially never took in high school) and need for their goal path
- Individuals who received their education from other countries and the high school level is not equivalent

Source of Income:

- OW/ODSP recipient
- No source of income
- Crown ward



Guelph-Wellington providers experienced an increase in learners that depend on OW as their source of income. Conestoga College ran a Personal Tools program onsite at the County offices which increased the number of learners on OW. Individuals that weren't ready for the program or needed more supports after the program were also referred to other LBS agencies. Conestoga had other LBS programs make presentations to the learners about the supports they could provide. It shows how networking and collaboration between LBS programs is necessary to support the most vulnerable learners.

Learners that depend on ODSP as a source of income has been consistently higher than the Western Region and the province. Action Read provides many supports to individuals with disabilities and learners feel safe and supported in their cultural environment.

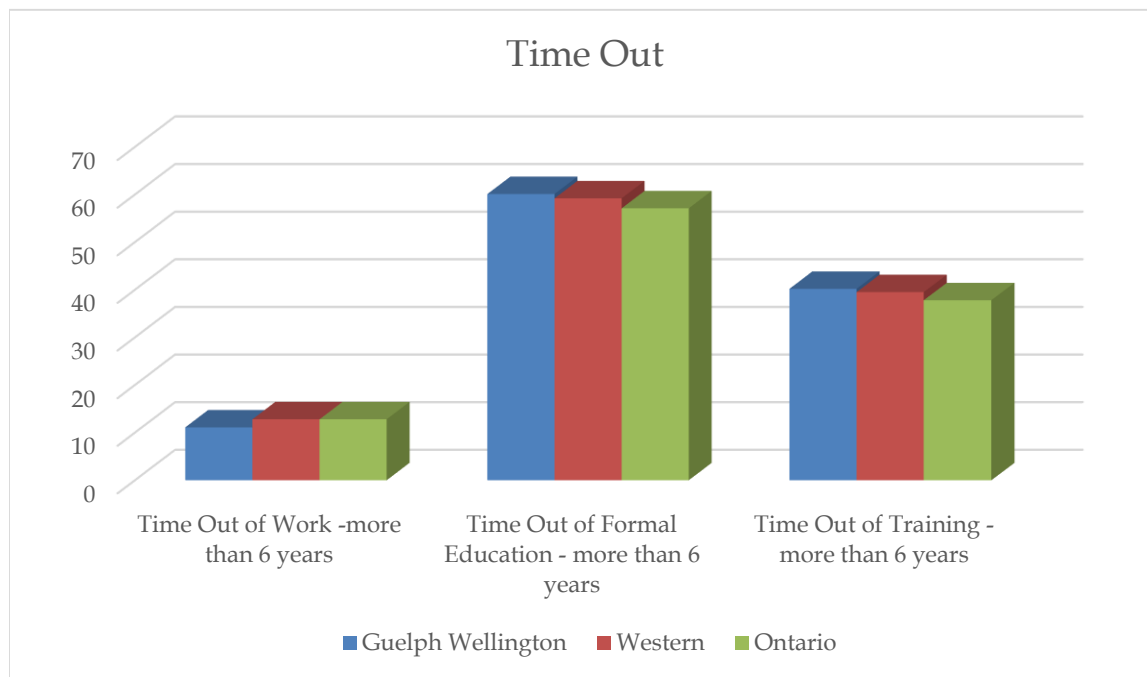
It's not surprising that the majority of learners were employed within our Guelph-Wellington programs during 2019/20. As mentioned previously, Guelph held the highest employment rate in Canada for many months in that year. The majority of these learners were also employed full time.

Time Out of Formal Education:

- More than 6 years out of education

Time Out of Training

- More than 6 years without training



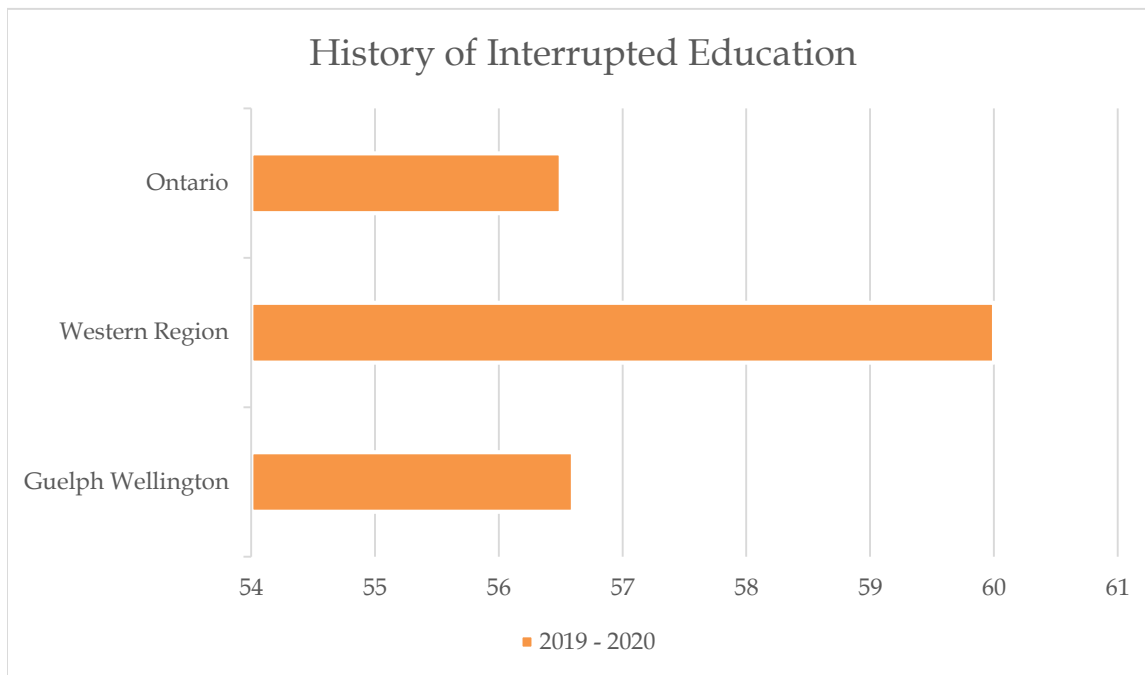
Not surprisingly, Time Out of Work is lower than the West and Province due to high employment rates. However, conversely Guelph-Wellington learners have been out of Formal Education and Training for more than 6 years as compared to the province. When unemployment rates are low, employers do lower their requirements and do not place as high a need on education.

Age:

- Age over 45 and under 64 (see statistics on page 3)
Guelph-Wellington numbers have remained the same for the past 2 years. 20.2% of learners are between the ages of 45 - 64. Individuals in this age group are either employed or avoid upgrading as they fear it will take up too much of their time left to work. There is also the point that there are a number of people in this age group who fear more formal technology. They will use Facebook, but not spreadsheets, for example.

Interrupted education:

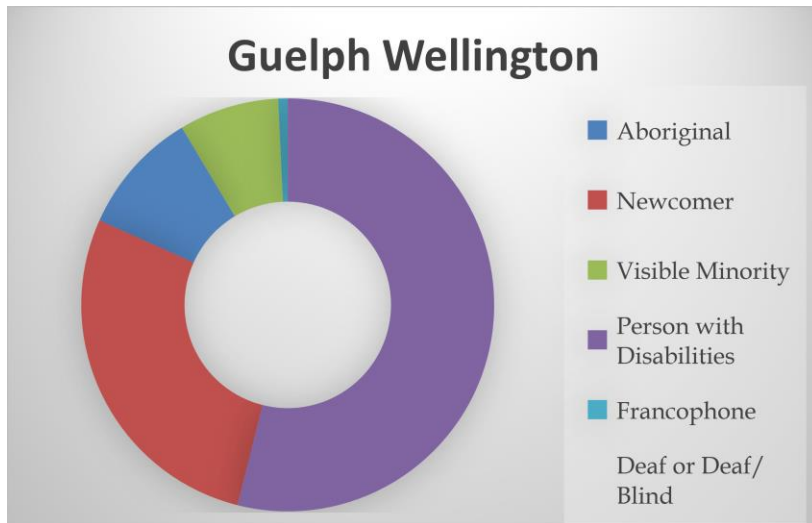
- History of interrupted education
-Learners identify if they have a history of interrupted primary and secondary education.



The graph seems to show that Guelph-Wellington learners do not identify as having a history of interrupted education. However, 56.6% of learners in these programs do identify this, it's actually slightly higher than the province. The Western Region learners are only 3.4% higher. It is expected that adults that struggle with literacy skills have had a more sporadic history with education system.

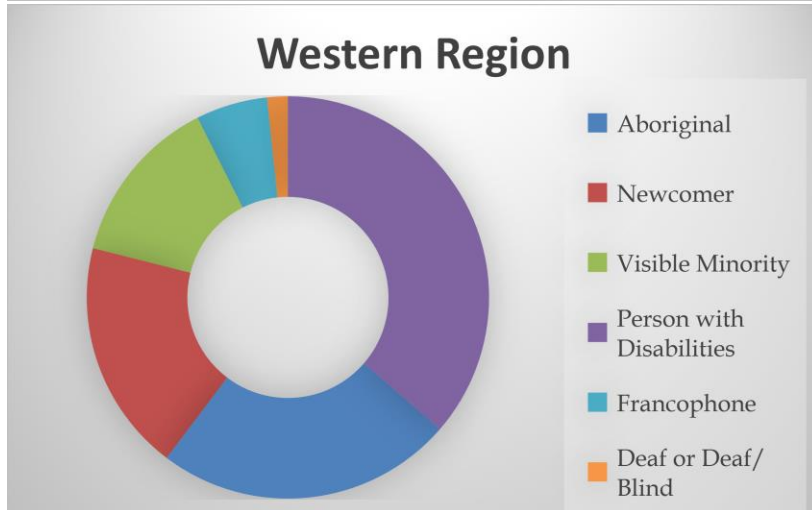
Self-Identified:

- Disabled
- Aboriginal
- Deaf
- Francophone

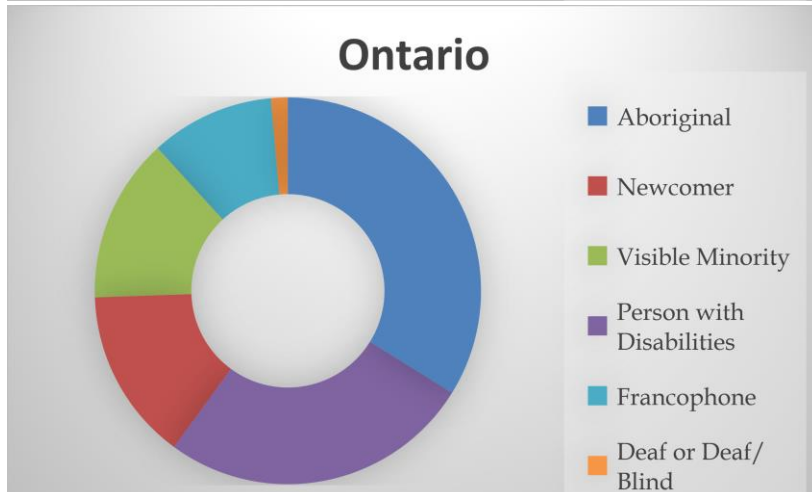


Learners in Guelph-Wellington identify more with having a disability than learners in the province and province (almost 2.5% more than the province).

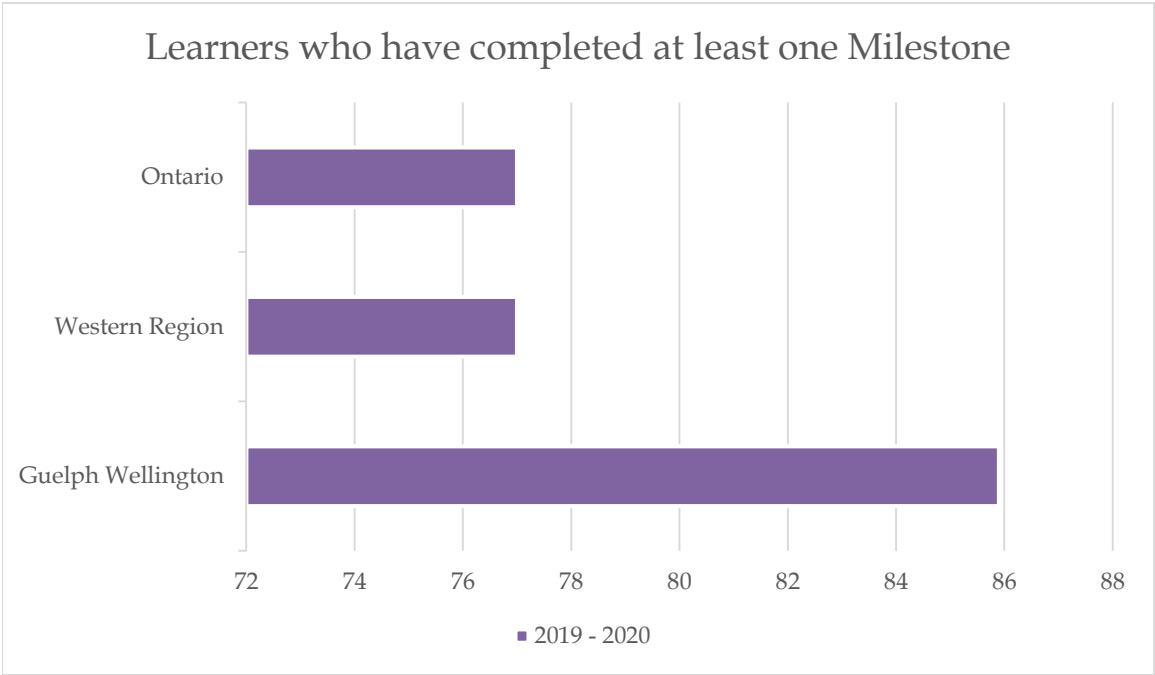
There are also a slightly higher number of learners that identify as being a Newcomer.



There are also more indigenous learners in the rest of the province. This is not surprising as there are no reservations located within Guelph-Wellington. There is also no Indigenous LBS program available. Action Read does run an Indigenous Writing program that helps to break down the cultural barriers to an Anglophone program.



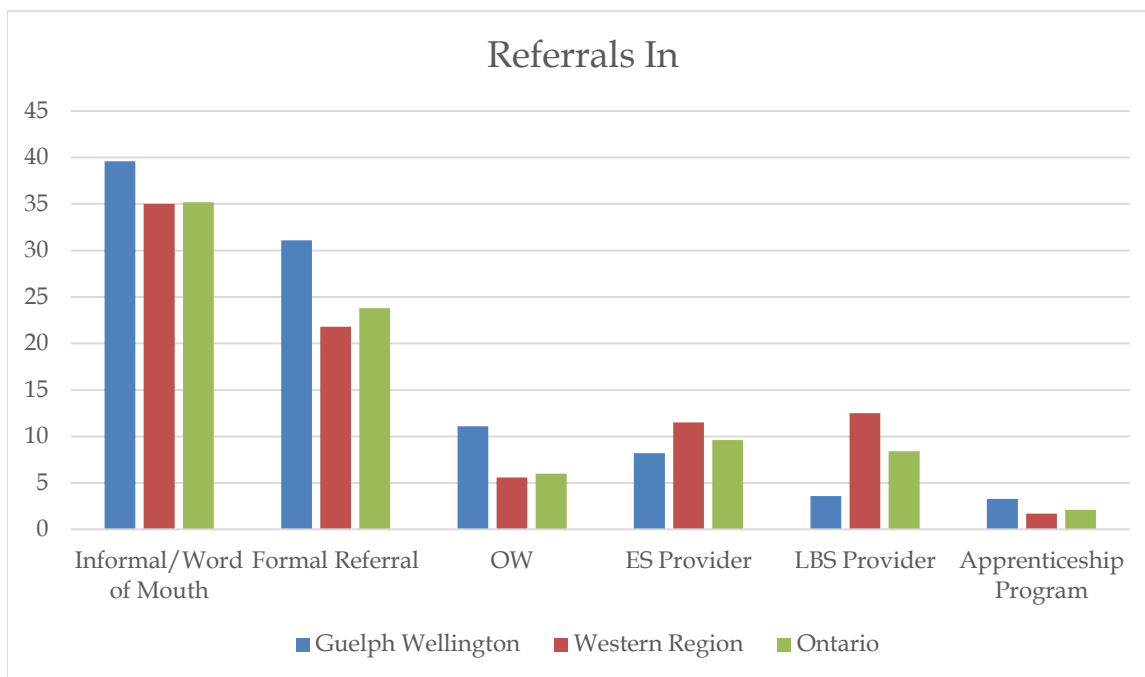
Service Quality Measures also include completions and progress. There are 3 levels that are reviewed, but only one that is statistically available and that's completion of at least one Milestone.



Guelph-Wellington LBS providers have done a great job in ensuring that learners are showing growth in their programs by completing milestones.

Service Coordination is also an important measure within the Service Quality Core Measures. This includes:

- Referred in
-the following are the Top 6 referral points in for Guelph-Wellington:



Referrals In that count towards Service Quality Standard (SQS):

Guelph-Wellington =55.9%

Western =51.9%

Ontario =55.9%

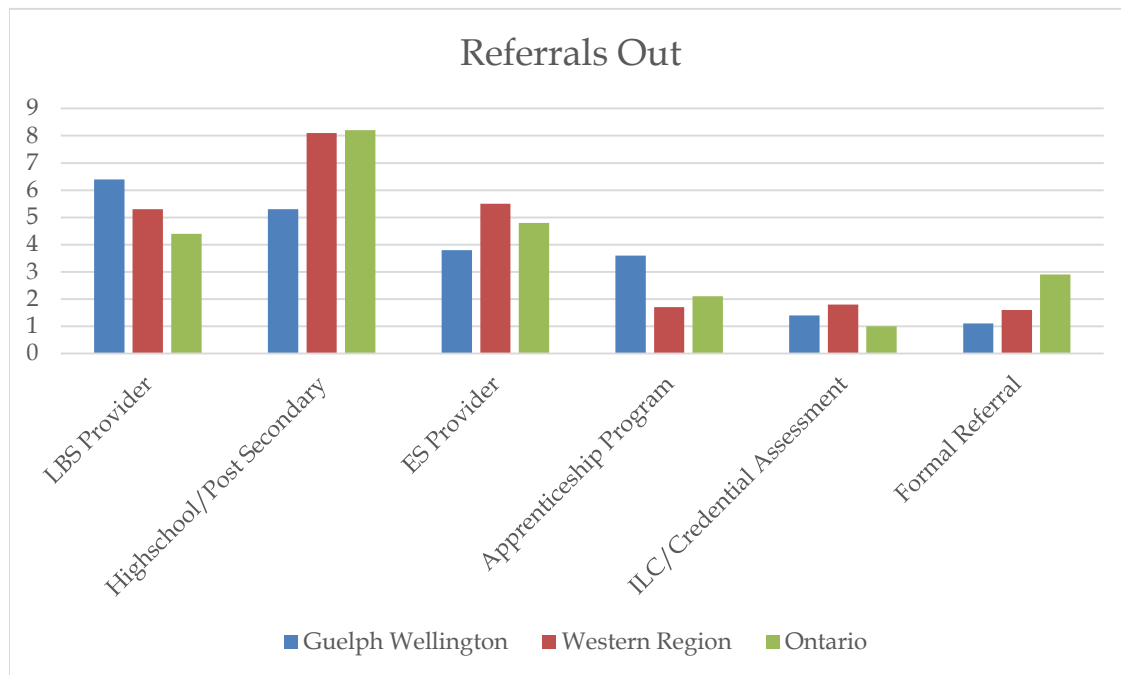
It is important to note that Informal/Word of Mouth and LBS Provider don't count towards SQS.

Just like Source of Income shows, referrals in from OW are much higher than the West and the province, almost double.

Referrals through formal referral processes are much higher in Guelph-Wellington than the rest of the province, almost 10% higher than the Western Region.

Referrals In are equivalent to the provincial totals, and exceed the Western Region percentage.

- Referred out
-the following are the top 6 referral points out for Guelph-Wellington



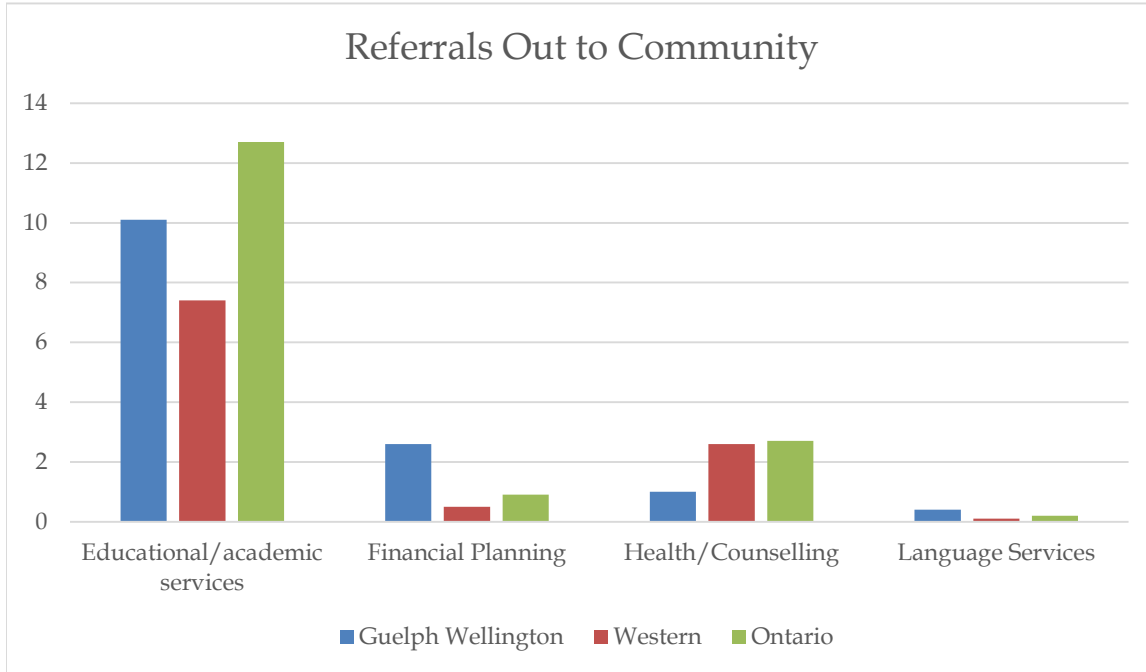
Referrals Out that count towards SQS:

Guelph-Wellington = 23.5%
 Western = 24.5%
 Ontario = 23.9%

While Guelph-Wellington referrals out are fairly close to the Western Region and the province it does show an overall drop of 7.8% from the previous year. However, there was a 10.7% drop in referrals to high school and post-secondary programs. More learners wanted an Apprenticeship program or GED. There was an increase in referrals to other LBS programs as well. It does show that more upgrading is needed for learners before continuing on to a high school diploma.

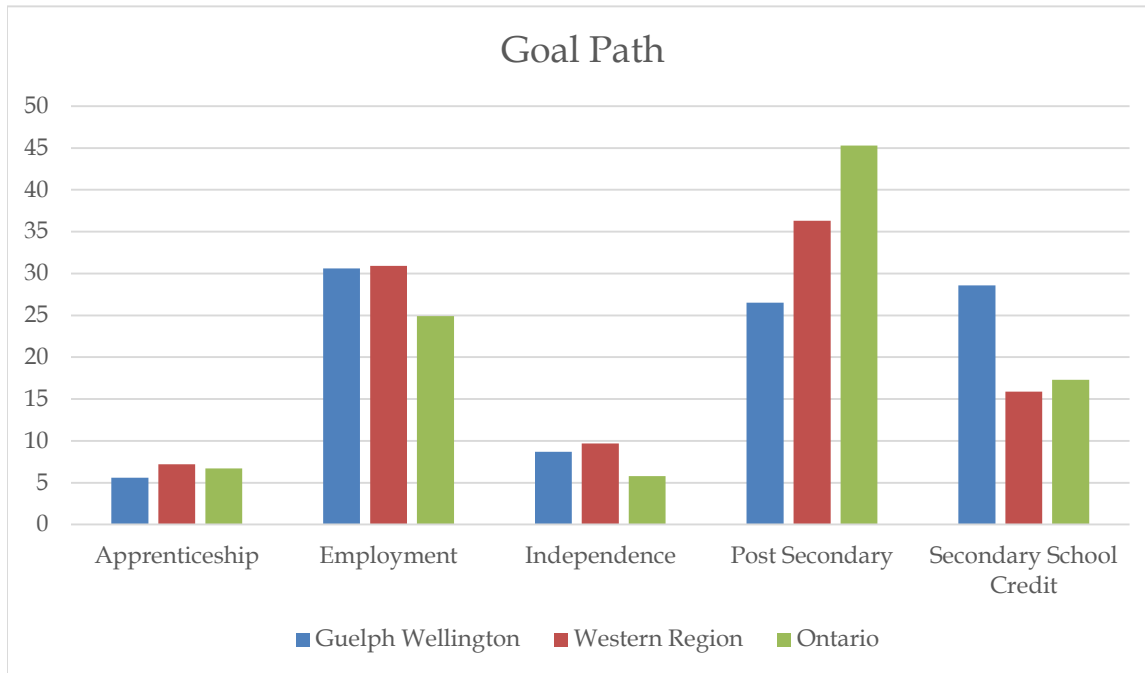
Referrals Out to Community Resources

These referrals don't currently count towards Service Quality Standards, but Guelph-Wellington providers have worked to capture these within CaMS. This year shows an increase of 5.1% and is higher than the Western Region percentage.



Goal Paths

All learners in LBS programs have the option of 5 goal paths.



The most common goal path in LBS throughout the province and the western region is Post Secondary education. It is more common to be seeking your Secondary School Credit in Guelph-Wellington. Employment is also a key goal in this region. This could be the result again of the low unemployment rate in Guelph, as a high school diploma could get you a decent job. It will be interesting to watch what will happen this coming year with the pandemic.

Summary

High employment rates have been a large factor in identifying learners and goal paths within Guelph-Wellington. It will be important to watch what changes the pandemic brings to this in 2020/21.

The number of youth in our programs are going to continue to grow and we must learn to adjust our facilitation to meet these learners' needs.

The region and the world are a different place right now with the pandemic. Programs need to remain flexible and nimble as COVID-19 takes its course. Projects like Scenario Planning and The Future of the Workforce through the Workforce Planning Board are timely and will help us to continue meeting the needs of learners and employers in Guelph-Wellington.

